

[back to reports](#)

Guernsey

Datatable

The details for the selected datatable are as follows:

Name **Guernsey Primary**
Description Guernsey Primary 2007

Results Presentation

Results from datatable questions are presented in order below. There are several different types of question, text, numeric, radio button, check box etc and the results are presented in a slightly different ways for each type. More details of the question and how the results are presented is available by clicking the icons next to the results tables.

Key

Your data



Comparison data



More details of the question types (eg Text and Selection) and how the percentages are calculated.



Further data analysis for this question.



Details of any differences in questions from which results are obtained.

Table of Questions

[Are you male or female?](#)

[How old are you?](#)

[Which year group are you in?](#)

[Which of the following most nearly describes you?](#)

[Which parish do you live in?](#)

[1. Which adults do you live with?](#)

[2. How many people live in your home \(include yourself\)?](#)

[3. How many bedrooms are there in your home?](#)

[4. Do you have a mobile phone?](#)

[5. Do you have a computer at home with internet access?](#)

[6. Do you know your height in cm?](#)

[7. Do you know your weight in kg?](#)

[8. Which statement describes you best?](#)

[9. What did you eat or drink before lessons this morning?](#)

[If anything, where did you eat it?](#)

[10. How often did you eat or drink these foods in the last 7 days?](#)

[11. How many portions* of fruit and vegetables did you eat yesterday?](#)

[12. Where did you eat your main evening meal yesterday?](#)

[13. How much water did you drink yesterday? Online](#)

[14. Are you able to get water at school?](#)

[15. Do you have asthma?](#)

[16. Did you take any medicine for asthma \(pills, inhaler\) in the last 7 days?](#)

[17. Did you take any other medicines in the last 7 days?](#)

[18. How many times did you clean your teeth yesterday?](#)

[19. What treatment did the dentist give you on your last visit?](#)

[20. When did you last visit the dentist? Online](#)

[How many cigarettes have you smoked in the last 7 days? Online](#)

[30. Do you think that you will smoke when you are older?](#)

[31. How many people smoke, including yourself and regular visitors, on most days indoors in your home?](#)

[32. Have any of the following talked with you about smoking?](#)

[33. Have any of the following talked with you about drugs? \(E.g. cannabis, glue-sniffing, heroin.\)](#)

[34. Do you know anybody who uses drugs \(not as medicines\)?](#)

[35. Have you ever been offered cannabis?](#)

[36. Have you ever been offered other drugs?](#)

[37. Have any of the following talked with you about how your body changes as you grow up?](#)

[38. Do you feel that you know enough about how your body changes as you get older?](#)

[39. Do you try any of the following ways to avoid sunburn?](#)

[40. How often do you worry about the following?](#)

[41. In the past 12 months, have you spoken to a police officer in Guernsey?](#)

[Why was this?](#)

[42. When a friend wants me to do something I don't want to do...](#)

[43. Do you ever feel afraid of going to school because of bullying?](#)

[44. Have you been bullied at or near school in the last 12 months?](#)

[45. Do you think your school takes bullying seriously?](#)

[46. Do you think others may fear going to school because of you?](#)

[47. Have any of the following happened to you in the last month?](#)

[48. Where did these examples of bullying happen?](#)

[49. Do you think you are being picked on or bullied for any of the following?](#)

[50. Have you ever used MSN or an Internet chat room?](#)

[51. If Yes, have you ever received a message that scared you or made you upset?](#)

[52. Have you ever been approached by an adult who scared you or made you feel worried or upset?](#)

[53. If so, a\) did you know this person](#)

- [21. How much do you enjoy physical activities?](#)
- [22. How many times last week did you exercise, both inside and outside school, and have to breathe harder and faster?](#)
- [23. How often do you play or do any of these things in your own time or in school clubs, when in season? \(NOT in school lessons\)](#)
- [24. Which of these alcoholic drinks have you tasted?](#)
- [25. Have you had an alcoholic drink \(more than just a sip\) in the last 7 days?](#)
- [26. On which days did you drink alcohol, in the last 7 days?](#)
- [What were the drinks you had in the last 7 days, if any?](#)
- [27. Do your parents/carers know if you drink alcohol?](#)
- [28. Which statement describes you best?](#)
- [29. Have you smoked in the last 7 days?](#)
- [b\) what did you do?](#)
- [54. After school in the last week did you spend any time...](#)
- [55. How many lessons do you enjoy at school? Online](#)
- [58. Please think about each of the following statements...](#)
- [59. Do you feel that your views and opinions are listened to in your school?](#)
- [If you answered yes, in what ways do you think they are listened to? Online](#)
- [60. These questions are about feelings...](#)
- [61. How did you travel to school today? Was it by...](#)
- [62. Do you usually get pocket money?](#)
- [63. How much pocket money do you usually get? £](#)

Results



Are you male or female?

	Year 6		Total %
	Male %	Female %	
Male	100	0	52
Female	0	100	48
Number of Answers	300	275	575



How old are you?

	Year 6		Total %
	Male %	Female %	
8	0	0	0
9	0	0	0
10	22	28	25
11	77	72	75
12	1	0	1
Number of Answers	300	275	575



Which year group are you in?

	Year 6		Total %
	Male %	Female %	
4	0	0	0
5	0	0	0
6	100	100	100
7	0	0	0
8	0	0	0
9	0	0	0
10	0	0	0
11	0	0	0
12	0	0	0
13	0	0	0
Number of Answers	300	275	575



Which of the following most nearly describes you?

	Year 6		Total %
	Male %	Female %	
Guernsey	78	77	78
Chinese	1	0	1
English	12	15	13
Latvian	1	1	1
Polish	0	0	0
Portuguese/ maderian	0	2	1
I do not wish ethnic background to be recorded	0	0	0
Other (please write below)	7	4	6
Number of Answers	300	275	575



Which parish do you live in?

	Year 6		Total %
	Male %	Female %	
St Peter Port	24	24	24
St Martins	13	11	12
Forest	3	3	3
St Andrews	7	5	6
St Saviours	7	7	7
St Peters	4	3	4
Castel	10	13	12
Torteval	2	3	2
St Sampsons	14	15	15
Vale	16	17	16
Number of Answers	297	273	570



1. Which adults do you live with?

	Year 6		Total %
	Male %	Female %	
Mother and father together	70	69	69
Mainly or only mother	10	13	11
Mainly or only father	2	3	2
Mother and father shared	3	4	4
Mother and stepfather/partner	12	9	11
Father and stepmother/partner	1	1	1
Foster parents/ carers	0	0	0
Other	2	1	2
Number of Answers	297	274	571



2. How many people live in your home (include yourself)?

	Year 6		Total %
	Male %	Female %	
0	0	0	0
1	0	0	0
2	4	3	3
3	17	18	18
4	41	43	42
5	25	25	25
6	9	8	9
7	2	1	2
8	1	2	2
Number of Answers	299	275	574



3. How many bedrooms are there in your home?

	Year 6		Total %
	Male %	Female %	
0	0	0	0
1	0	0	0
2	11	11	11
3	42	49	46
4	32	30	31
5	9	6	7
6	3	2	2
7	2	1	1
8	1	1	1
Number of Answers	299	275	574



4. Do you have a mobile phone?

	Year 6		Total %
	Male %	Female %	
Yes	75	84	79
No	25	16	21
Number of Answers	298	275	573



5. Do you have a computer at home with internet access?

	Year 6		Total %
	Male %	Female %	
Yes	88	91	89
No	12	9	11
Number of Answers	298	275	573



6. Do you know your height in cm?

	Year 6				Total %
	Male %		Female %		
less than 100cm	2	1%	0	0%	1%
100-109cm	0	0%	0	0%	0%
110-119cm	0	0%	0	0%	0%
120-129cm	3	2%	0	0%	1%
130-139cm	22	12%	19	14%	13%
140-149cm	76	42%	46	34%	38%
150-159cm	58	32%	52	39%	35%
160-169cm	19	10%	14	10%	10%
170-179cm	0	0%	3	2%	1%
180-189cm	2	1%	0	0%	1%
190 or more	1	1%	1	1%	1%
I don't know			109	135	244
No answer			8	5	13
Answer given			183	135	318
Total Responses			300	275	575
Mean (cm)			148	150	149



7. Do you know your weight in kg?

	Year 6				Total %
	Male %		Female %		
less than 20 Kg	5	3%	3	2%	3%
20-24kg	0	0%	0	0%	0%
25-29kg	12	6%	16	12%	9%
30-34kg	49	26%	31	23%	25%
35-39kg	56	30%	43	32%	31%
40-44kg	29	16%	20	15%	15%
45-49kg	13	7%	8	6%	7%
50-54kg	12	6%	9	7%	7%
55-59kg	5	3%	1	1%	2%
60-64kg	1	1%	2	1%	1%
65-69kg	0	0%	0	0%	0%
70-74kg	2	1%	0	0%	1%
75-79kg	0	0%	0	0%	0%
80-84kg	0	0%	1	1%	0%
85-89kg	0	0%	0	0%	0%
90-94kg	0	0%	0	0%	0%
95kg or more	1	1%	0	0%	0%
Don't know	104		121		225
No answer	11		20		31
Answer given	185		134		319
Total Responses	300		275		575
Mean (kg)	38		37		38



8. Which statement describes you best?

	Year 6				Total %
	Male %		Female %		
I would like to put on weight	6		1		4%
I would like to lose weight	35		47		41%
I am happy with my weight as it is	58		52		55%
Number of Answers	293		275		568



9. What did you eat or drink before lessons this morning? - "Yes"

	Year 6				Total
	Male %		Female %		
Nothing to eat or drink	12%	29	11%	24	11%
A drink	85%	238	86%	224	86%
Cereal	68%	182	58%	144	63%
Porridge/Readybrek	7%	17	9%	19	8%
Toast or bread	37%	90	38%	87	37%
Fruit	31%	75	34%	79	32%
Cooked breakfast	6%	14	5%	11	6%
Yoghurt	16%	37	18%	42	17%
Breakfast bars	8%	19	7%	16	8%
Crisp-type snack	5%	12	3%	7	4%
Chocolate bars, sweets	8%	17	4%	9	6%
Biscuits/Cakes	6%	14	5%	11	6%
Other (please write below)	7%	13	8%	15	7%



9. What did you eat or drink before lessons this morning? - "No"

	Year 6		Total
	Male %	Female %	
Nothing to eat or drink	88% 210	89% 203	89%
A drink	15% 41	14% 36	14%
Cereal	32% 87	42% 103	37%
Porridge/Readybrek	93% 215	91% 199	92%
Toast or bread	63% 154	62% 144	63%
Fruit	69% 170	66% 153	68%
Cooked breakfast	94% 213	95% 210	94%
Yoghurt	84% 199	82% 191	83%
Breakfast bars	92% 210	93% 206	92%
Crisp-type snack	95% 214	97% 214	96%
Chocolate bars, sweets	92% 207	96% 212	94%
Biscuits/Cakes	94% 208	95% 210	94%
Other (please write below)	93% 185	92% 182	93%



If anything, where did you eat it? - "Yes"

	Year 6				Total
	Male %	Female %	Male %	Female %	
No breakfast	10%	21	10%	20	10%
At home	94%	270	93%	246	94%
On the way to school	6%	12	6%	11	6%
At school	13%	27	16%	30	14%
Somewhere else	3%	6	4%	8	4%



10. How often did you eat or drink these foods in the last 7 days? - "Not at all"

	Year 6				Total
	Male %	Female %	Male %	Female %	
Any meat	12%	35	12%	33	12%
Any fish/fish fingers	46%	129	45%	116	46%
Any dairy produce (e.g. cheese, milk)	4%	12	6%	16	5%
Vegetarian meal	63%	175	58%	151	61%
Wholemeal bread	37%	104	25%	65	31%
Chips or roast potatoes	13%	37	7%	18	10%
Rice or pasta	18%	51	13%	34	16%
Sugar-coated cereals (e.g. Frosties)	51%	144	59%	154	55%
High-fibre cereals (e.g. Branflakes or muesli)	57%	157	50%	128	54%
Fresh fruit	7%	21	2%	6	5%
Salads	38%	107	23%	61	31%
Vegetables	7%	19	6%	15	6%
'Diet' fizzy drinks (low calorie)	40%	113	42%	111	41%
Other fizzy drinks	37%	106	43%	113	40%
Crisps	13%	36	10%	26	11%
Sweets, chocolate, choc bars	9%	25	3%	8	6%



10. How often did you eat or drink these foods in the last 7 days? - "One day"

	Year 6				Total
	Male %	Female %	Male %	Female %	
Any meat	27%	78	24%	65	26%
Any fish/fish fingers	36%	101	40%	102	38%
Any dairy produce (e.g. cheese, milk)	15%	43	11%	28	13%
Vegetarian meal	21%	57	23%	60	22%
Wholemeal bread	10%	29	19%	51	15%
Chips or roast potatoes	47%	135	48%	128	47%
Rice or pasta	40%	112	36%	96	38%
Sugar-coated cereals (e.g. Frosties)	22%	63	17%	44	20%
High-fibre cereals (e.g. Branflakes or muesli)	16%	43	19%	49	17%
Fresh fruit	13%	38	8%	20	11%
Salads	26%	74	26%	67	26%
Vegetables	15%	41	10%	26	12%
'Diet' fizzy drinks (low calorie)	32%	91	33%	87	33%
Other fizzy drinks	32%	91	36%	96	34%
Crisps	25%	72	22%	56	24%
Sweets, chocolate, choc bars	23%	68	23%	60	23%



10. How often did you eat or drink these foods in the last 7 days? - "2-3 days"

	Year 6				Total
	Male %	Female %	Male %	Female %	
Any meat	34%	98	39%	103	36%
Any fish/fish fingers	13%	35	14%	35	13%
Any dairy produce (e.g. cheese, milk)	19%	54	19%	51	19%
Vegetarian meal	8%	22	9%	24	9%
Wholemeal bread	18%	50	24%	63	21%
Chips or roast potatoes	28%	82	33%	88	31%
Rice or pasta	27%	77	37%	98	32%
Sugar-coated cereals (e.g. Frosties)	12%	34	14%	36	13%
High-fibre cereals (e.g. Branflakes or muesli)	13%	37	15%	39	14%
Fresh fruit	25%	71	18%	49	22%
Salads	17%	49	27%	70	22%
Vegetables	26%	72	24%	62	25%
'Diet' fizzy drinks (low calorie)	19%	54	16%	41	17%
Other fizzy drinks	18%	52	16%	41	17%
Crisps	29%	82	32%	82	30%
Sweets, chocolate, choc bars	29%	85	42%	111	35%



10. How often did you eat or drink these foods in the last 7 days? - "On most days"

	Year 6		Total		
	Male %	Female %	Male %	Female %	
Any meat	27%	78	24%	65	26%
Any fish/fish fingers	5%	15	2%	4	4%
Any dairy produce (e.g. cheese, milk)	61%	173	64%	170	63%
Vegetarian meal	9%	24	10%	25	9%
Wholemeal bread	34%	95	32%	83	33%
Chips or roast potatoes	12%	35	12%	32	12%
Rice or pasta	15%	41	14%	37	14%
Sugar-coated cereals (e.g. Frosties)	15%	41	10%	27	13%
High-fibre cereals (e.g. Branflakes or muesli)	14%	39	15%	38	15%
Fresh fruit	54%	155	72%	190	63%
Salads	18%	51	24%	62	21%
Vegetables	53%	150	61%	158	57%
'Diet' fizzy drinks (low calorie)	9%	26	9%	23	9%
Other fizzy drinks	13%	37	5%	14	9%
Crisps	33%	95	37%	95	35%
Sweets, chocolate, choc bars	39%	112	32%	85	36%



11. How many portions* of fruit and vegetables did you eat yesterday?

	Year 6		Total %
	Male %	Female %	
None	7	4	6
1	8	4	6
2	18	10	14
3	18	22	20
4	22	22	22
5	10	23	16
6	6	9	8
7	4	3	3
8 or more	6	3	5
Number of Answers	299	273	572



12. Where did you eat your main evening meal yesterday?

	Year 6		Total %
	Male %	Female %	
At home on my lap watching TV	22	15	19
At home with my family/carers at the table watching TV	20	23	22
At home with my family/carers at the table NOT watching TV	47	49	48
At a friend or relations house	3	4	4
At a restaurant or take-away	2	2	2
Somewhere else	6	7	6
Number of Answers	294	267	561



13. How much water did you drink yesterday? Online

	Year 6		Total %
	Male %	Female %	
Nothing	7	10	9
1 or 2 cups	29	26	28
3-5 cups	29	37	33
About a litre (6 cups)	17	18	18
1 - 2 litres	9	5	7
About 2 litres (12 cups)	4	2	3
More than 2 litres	4	2	3
Number of Answers	299	272	571



14. Are you able to get water at school?

	Year 6		Total %
	Male %	Female %	
Yes	90	92	91
Number of Answers	299	271	570



15. Do you have asthma?

	Year 6		Total %
	Male %	Female %	
Yes	18	13	15
No	78	78	78
Don't know	5	10	7
Number of Answers	298	272	570



16. Did you take any medicine for asthma (pills, inhaler) in the last 7 days?

	Year 6		Total %
	Male %	Female %	
Yes	14	12	13
No	86	88	87
Number of Answers	298	272	570



17. Did you take any other medicines in the last 7 days?

	Year 6		Total %
	Male %	Female %	
Yes	31	38	35
No	69	62	65
Number of Answers	296	271	567



18. How many times did you clean your teeth yesterday?

	Year 6		Total %
	Male %	Female %	
None	3	1	2
One time	18	15	17
Two times	75	75	75
Three times or more	3	9	6
Number of Answers	297	272	569



19. What treatment did the dentist give you on your last visit? - "Yes"

	Year 6				Total
	Male %	Female %	Male %	Female %	
Check-up	85%	231	83%	213	84%
Fillings	20%	43	18%	37	19%
Brace fitted or checked	7%	14	8%	16	7%
Tooth removed	11%	23	13%	27	12%
Other (please write below)	9%	19	10%	21	10%



20. When did you last visit the dentist? Online

	Year 6		Total %
	Male %	Female %	
In the last week	6	7	7
In the last month	22	28	25
In the past 6 months	49	45	47
In the last year	14	11	13
More than a year ago	7	7	7
I have never been to the dentist	2	2	2
Number of Answers	297	272	569



21. How much do you enjoy physical activities?

	Year 6		Total %
	Male %	Female %	
Not at all	1	1	1
A little	10	14	12
Quite a lot	23	36	29
A lot	66	48	58
Number of Answers	298	272	570



22. How many times last week did you exercise, both inside and outside school, and have to breathe harder and faster?

	Year 6		Total %
	Male %	Female %	
Never	4	1	3
Once	3	5	4
Twice	9	9	9
Three times	13	11	12
Four times	12	20	16
Five times or more	60	54	57
Number of Answers	298	272	570



23. How often do you play or do any of these things in your own time or in school clubs, when in season? (NOT in school lessons) - "Never or hardly ever"

	Year 6		Total
	Male %	Female %	
Rugby	74% 209	90% 234	82%
Football	19% 55	37% 98	28%
Hockey	74% 209	79% 207	77%
Netball	89% 250	36% 96	63%
Tennis	60% 170	61% 161	61%
Rowing	86% 241	93% 242	89%
Ridng a bicycle	10% 29	11% 30	11%
Club cycling	92% 253	93% 242	93%
Jogging	32% 91	25% 67	29%
Track/field (e.g. hurdles)	61% 171	56% 145	58%
Sailing	80% 225	91% 236	85%
Squash	78% 221	86% 222	82%
Table tennis	68% 190	74% 193	71%
Basketball	42% 119	51% 134	46%
Badminton	71% 198	76% 198	74%
Judo, karate, boxing, etc.	84% 236	91% 235	87%
Gymnastics	81% 225	59% 153	70%
Fitness/aerobics	80% 223	69% 177	75%
Swimming - club / competitive	69% 196	64% 164	67%
Swimming - for fun	27% 75	12% 32	20%
Dancing - classes e.g. tap / ballet	95% 263	69% 180	82%
Dancing - for fun	83% 233	41% 108	63%
American football	88% 248	97% 253	92%
Cricket	36% 102	65% 169	50%
Rounders / baseball	43% 122	47% 122	45%
Golf	69% 197	82% 213	75%
Cross country	74% 208	79% 205	76%
Canoeing	89% 251	91% 237	90%
Horse riding	93% 262	80% 208	87%
Scrambling	93% 259	96% 249	94%
Hiking/orienteering	78% 217	85% 220	81%
Going for walks	18% 52	7% 18	13%
Fishing	62% 180	80% 209	70%
Volleyball	81% 228	75% 195	78%
5-a-side football	49% 140	75% 193	62%
Weight training	78% 219	89% 228	83%
Roller blading/skating	75% 209	51% 132	63%
Skateboarding	68% 191	81% 209	74%
Darts	62% 176	84% 217	73%
Pool	40% 115	67% 171	53%
Snooker	58% 164	84% 216	70%
Other (Please write in the box below)	83% 147	79% 123	81%



23. How often do you play or do any of these things in your own time or in school clubs, when in season? (NOT in school lessons) - "Once or twice a month"

	Year 6				Total
	Male %		Female %		
Rugby	15%	42	8%	20	11%
Football	14%	42	28%	75	21%
Hockey	13%	37	13%	33	13%
Netball	9%	24	25%	67	17%
Tennis	23%	65	21%	55	22%
Rowing	8%	21	5%	12	6%
Ridng a bicycle	15%	42	21%	57	18%
Club cycling	3%	9	2%	5	3%
Jogging	26%	73	27%	70	26%
Track/field (e.g. hurdles)	21%	60	24%	63	23%
Sailing	9%	24	7%	19	8%
Squash	15%	41	8%	21	11%
Table tennis	21%	58	18%	46	19%
Basketball	32%	90	27%	72	30%
Badminton	18%	51	14%	35	16%
Judo, karate, boxing, etc.	5%	14	5%	12	5%
Gymnastics	9%	26	20%	53	15%
Fitness/aerobics	10%	27	13%	32	11%
Swimming - club / competitive	7%	21	10%	25	9%
Swimming - for fun	34%	97	38%	100	36%
Dancing - classes e.g. tap / ballet	1%	4	2%	4	1%
Dancing - for fun	11%	32	24%	62	17%
American football	7%	20	3%	8	5%
Cricket	26%	75	23%	59	24%
Rounders / baseball	32%	91	32%	84	32%
Golf	17%	48	15%	39	16%
Cross country	18%	50	14%	36	16%
Canoeing	8%	22	8%	21	8%
Horse riding	5%	14	9%	24	7%
Scrambling	5%	13	3%	7	4%
Hiking/orienteering	18%	49	11%	29	14%
Going for walks	28%	78	19%	50	23%
Fishing	24%	71	16%	43	21%
Volleyball	13%	35	15%	39	14%
5-a-side football	32%	92	15%	38	24%
Weight training	15%	43	8%	20	12%
Roller blading/skating	16%	45	27%	71	21%
Skateboarding	16%	45	9%	23	13%
Darts	18%	51	11%	29	15%
Pool	29%	84	21%	55	26%
Snooker	22%	62	9%	22	16%
Other (Please write in the box below)	5%	9	3%	4	4%



23. How often do you play or do any of these things in your own time or in school clubs, when in season? (NOT in school lessons) - "Weekly"

	Year 6				Total
	Male %		Female %		
Rugby	8%	22	1%	3	5%
Football	30%	88	18%	47	24%
Hockey	7%	20	7%	19	7%
Netball	2%	7	25%	66	13%
Tennis	9%	26	11%	29	10%
Rowing	4%	10	2%	6	3%
Ridng a bicycle	32%	92	28%	75	30%
Club cycling	3%	8	3%	9	3%
Jogging	24%	69	24%	64	24%
Track/field (e.g. hurdles)	11%	30	16%	41	13%
Sailing	9%	25	1%	3	5%
Squash	4%	10	4%	11	4%
Table tennis	5%	15	6%	15	6%
Basketball	16%	47	13%	35	15%
Badminton	6%	18	6%	15	6%
Judo, karate, boxing, etc.	7%	19	3%	9	5%
Gymnastics	9%	24	11%	29	10%
Fitness/aerobics	8%	23	11%	28	10%
Swimming - club / competitive	13%	36	16%	40	14%
Swimming - for fun	27%	77	36%	94	32%
Dancing - classes e.g. tap / ballet	1%	3	13%	33	7%
Dancing - for fun	4%	11	16%	43	10%
American football	4%	10	0%	1	2%
Cricket	25%	72	10%	27	18%
Rounders / baseball	21%	59	17%	45	19%
Golf	10%	29	2%	4	6%
Cross country	5%	15	4%	10	5%
Canoeing	1%	4	0%	1	1%
Horse riding	2%	5	4%	10	3%
Scrambling	2%	5	1%	3	1%
Hiking/orienteering	4%	10	3%	8	3%
Going for walks	33%	94	39%	103	36%
Fishing	8%	24	3%	7	6%
Volleyball	5%	14	8%	21	6%
5-a-side football	12%	33	8%	21	10%
Weight training	4%	10	2%	6	3%
Roller blading/skating	6%	16	15%	40	10%
Skateboarding	8%	22	7%	19	8%
Darts	14%	41	3%	7	9%
Pool	21%	61	7%	18	15%
Snooker	14%	41	4%	11	10%
Other (Please write in the box below)	6%	11	6%	10	6%










23. How often do you play or do any of these things in your own time or in school clubs, when in season? (NOT in school lessons) - "Twice a week or more"

	Year 6				Total
	Male %		Female %		
Rugby	3%	8	1%	3	2%
Football	37%	107	17%	44	27%
Hockey	6%	16	1%	2	3%
Netball	0%	0	14%	37	7%
Tennis	7%	20	6%	17	7%
Rowing	3%	8	0%	0	1%
Ridng a bicycle	43%	124	39%	105	41%
Club cycling	2%	5	1%	3	1%
Jogging	18%	52	24%	62	21%
Track/field (e.g. hurdles)	7%	21	5%	12	6%
Sailing	2%	6	1%	2	1%
Squash	4%	10	2%	5	3%
Table tennis	6%	17	2%	6	4%
Basketball	10%	29	8%	21	9%
Badminton	4%	12	4%	11	4%
Judo, karate, boxing, etc.	4%	12	1%	3	3%
Gymnastics	1%	4	10%	25	5%
Fitness/aerobics	2%	6	7%	19	5%
Swimming - club / competitive	11%	30	11%	29	11%
Swimming - for fun	12%	33	13%	34	12%
Dancing - classes e.g. tap / ballet	3%	7	17%	43	9%
Dancing - for fun	2%	6	19%	50	10%
American football	1%	4	0%	0	1%
Cricket	13%	36	3%	7	8%
Rounders / baseball	4%	12	4%	11	4%
Golf	4%	10	2%	4	3%
Cross country	3%	8	3%	8	3%
Canoeing	2%	6	0%	1	1%
Horse riding	0%	0	7%	19	4%
Scrambling	1%	3	0%	1	1%
Hiking/orienteering	1%	4	1%	3	1%
Going for walks	21%	59	35%	93	28%
Fishing	5%	15	1%	3	3%
Volleyball	1%	3	2%	4	1%
5-a-side football	7%	19	2%	5	4%
Weight training	4%	10	1%	3	2%
Roller blading/skating	4%	10	7%	18	5%
Skateboarding	8%	22	3%	7	5%
Darts	6%	16	2%	4	4%
Pool	9%	26	5%	13	7%
Snooker	6%	17	3%	7	4%
Other (Please write in the box below)	6%	11	12%	19	9%










24. Which of these alcoholic drinks have you tasted? - "Yes"

	Year 6		Total
	Male %	Female %	
Shandy (mixed beer and lemonade)	47% 134	23% 59	 36%
Beer or lager	59% 171	38% 99	 49%
Premixed spirits / alcopops (e.g. 'Bacardi Breezer', 'WKD', 'Smirnoff Ice')	31% 87	24% 63	 28%
Cider	45% 127	30% 78	 38%
Wine	68% 200	69% 183	 69%
Spirits (gin, whisky, vodka, brandy, rum, etc.)	32% 91	21% 54	 27%
Other (please write below)	12% 29	15% 33	 14%










24. Which of these alcoholic drinks have you tasted? - "No"

	Year 6		Total
	Male %	Female %	
Shandy (mixed beer and lemonade)	49% 139	66% 170	 57%
Beer or lager	39% 113	58% 151	 48%
Premixed spirits / alcopops (e.g. 'Bacardi Breezer', 'WKD', 'Smirnoff Ice')	62% 176	70% 181	 66%
Cider	51% 143	65% 169	 58%
Wine	29% 86	28% 75	 29%
Spirits (gin, whisky, vodka, brandy, rum, etc.)	63% 176	70% 183	 66%
Other (please write below)	79% 188	76% 167	 78%





24. Which of these alcoholic drinks have you tasted? - "Don't know"

	Year 6		Total
	Male %	Female %	
Shandy (mixed beer and lemonade)	4% 11	11% 29	 7%
Beer or lager	3% 8	5% 12	 4%
Premixed spirits / alcopops (e.g. 'Bacardi Breezer', 'WKD', 'Smirnoff Ice')	7% 21	6% 15	 7%
Cider	5% 13	5% 12	 5%
Wine	2% 6	2% 6	 2%
Spirits (gin, whisky, vodka, brandy, rum, etc.)	5% 14	10% 25	 7%
Other (please write below)	8% 20	9% 19	 9%



25. Have you had an alcoholic drink (more than just a sip) in the last 7 days?

	Year 6		Total %
	Male %	Female %	
Yes	18	10	 14
No	82	90	 86
Number of Answers	278	264	542

N.B. The following question (26) was only answered by those people who, when asked
25. Have you had an alcoholic drink (more than just a sip) in the last 7 days?
did NOT answer "No"



26. On which days did you drink alcohol, in the last 7 days?

	Year 6				Total
	Male %	Female %	Male %	Female %	
Sunday	41%	31%	46%	16%	42%
Monday	16%	12%	11%	4%	14%
Tuesday	11%	8%	3%	1%	8%
Wednesday	7%	5%	11%	4%	8%
Thursday	5%	4%	0%	0%	4%
Friday	16%	12%	26%	9%	19%
Saturday	33%	25%	43%	15%	36%
Number of Answers	76		35		111

N.B. The following question (**What were the drinks you had in the last 7 days, if any?**) was only answered by those people who, when asked

25. Have you had an alcoholic drink (more than just a sip) in the last 7 days?
did NOT answer "No"



What were the drinks you had in the last 7 days, if any? - "Yes"

	Year 6		Total
	Male %	Female %	
Shandy (mixed beer and lemonade)	30% 17	28% 7	30%
Beer or lager	42% 26	20% 5	36%
Pre-mixed spirits / alcopops (e.g. 'Bacardi Breezer', 'WKD', 'Smirnoff Ice')	29% 17	29% 8	29%
Cider	24% 14	31% 8	26%
Wine	55% 35	46% 12	52%
Other spirits (gin, whiskey, vodka, brandy, rum etc.)	14% 8	8% 2	12%
Other (please write below)	6% 3	8% 2	6%







What were the drinks you had in the last 7 days, if any? - "No"

	Year 6		Total
	Male %	Female %	
Shandy (mixed beer and lemonade)	70% 39	72% 18	70%
Beer or lager	58% 36	80% 20	64%
Pre-mixed spirits / alcopops (e.g. 'Bacardi Breezer', 'WKD', 'Smirnoff Ice')	71% 41	71% 20	71%
Cider	76% 45	69% 18	74%
Wine	45% 29	54% 14	48%
Other spirits (gin, whiskey, vodka, brandy, rum etc.)	86% 50	92% 24	88%
Other (please write below)	94% 49	92% 24	94%



27. Do your parents/carers know if you drink alcohol?

	Year 6		Total %
	Male %	Female %	
I <u>do not</u> drink alcohol	44	49	 46
My parents/carers <u>always</u> know	47	41	 44
My parents/carers <u>usually</u> know	5	6	 5
My parents/carers <u>sometimes</u> know	4	4	 4
My parents/carers <u>never</u> know	1	0	1
Number of Answers	295	271	566



28. Which statement describes you best?

	Year 6		Total %
	Male %	Female %	
I have never smoked a cigarette	91	96	94
I have only ever tried smoking once or twice	7	3	5
I used to smoke sometimes, but I don't now	1	0	1
I smoke occasionally (less than 1 cigarette a week)	0	0	0
I smoke and would like to give it up	0	0	0
I smoke and I do not want to give it up	1	0	0
Number of Answers	291	270	561

N.B. The following question (29) was only answered by those people who, when asked **28. Which statement describes you best?**

answered "I have only ever tried smoking once or twice" or "I used to smoke sometimes, but I don't now" or "I smoke occasionally (less than 1 cigarette a week)" or "I smoke and would like to give it up" or "I smoke and I do not want to give it up"



29. Have you smoked in the last 7 days?

	Year 6		Total %
	Male %	Female %	
Yes	4	0	3
No	96	100	97
Number of Answers	23	10	33

N.B. The following question (**How many cigarettes have you smoked in the last 7 days? Online**) was only answered by those people who, when asked

28. Which statement describes you best? answered "I have only ever tried smoking once or twice" or "I used to smoke sometimes, but I don't now" or "I smoke occasionally (less than 1 cigarette a week)" or "I smoke and would like to give it up" or "I smoke and I do not want to give it up"



How many cigarettes have you smoked in the last 7 days? Online

	Year 6				Total %
	Male %		Female %		
None	20	95%	8	100%	97%
1-5 cigarettes	1	5%	0	0%	3%
6-10 cigarettes	0	0%	0	0%	0%
11-15 cigarettes	0	0%	0	0%	0%
16-25 cigarettes	0	0%	0	0%	0%
26-35 cigarettes	0	0%	0	0%	0%
36-45 cigarettes	0	0%	0	0%	0%
46-55 cigarettes	0	0%	0	0%	0%
56-65 cigarettes	0	0%	0	0%	0%
66-99 cigarettes	0	0%	0	0%	0%
No answer	7		3		10
Answer given	21		8		29
Total Responses	28		11		39
Mean	0.0		0.0		0.0



30. Do you think that you will smoke when you are older?

	Year 6		Total %
	Male %	Female %	
NO!	81	86	83
No	8	7	8
Maybe	8	7	8
Yes	2	0	1
YES!	1	0	1
Number of Answers	297	271	568



31. How many people smoke, including yourself and regular visitors, on most days indoors in your home?

	Year 6		Total %
	Male %	Female %	
0	63	58	60
1	14	20	17
2	10	12	11
3	6	4	5
4	3	3	3
5	1	1	1
6	0	0	0
7	1	1	1
8	2	1	1
Number of Answers	296	271	567



32. Have any of the following talked with you about smoking? - "No"

	Year 6		Total
	Male %	Female %	
Parents/carers	33% 94	29% 75	31%
Teachers, in school lessons	31% 90	23% 61	27%
School Nurse	79% 222	67% 171	73%
Visitors in school lessons (e.g. GASP)	10% 30	5% 13	8%
Friends	56% 158	55% 143	56%
Brothers or sisters	73% 204	73% 190	73%
Other close relatives	57% 160	58% 150	57%



32. Have any of the following talked with you about smoking? - "Yes"

	Year 6		Total
	Male %	Female %	
Parents/carers	67% 190	71% 186	69%
Teachers, in school lessons	69% 201	77% 200	73%
School Nurse	21% 58	33% 86	27%
Visitors in school lessons (e.g. GASP)	90% 262	95% 256	92%
Friends	44% 122	45% 118	44%
Brothers or sisters	27% 76	27% 69	27%
Other close relatives	43% 123	42% 109	43%



33. Have any of the following talked with you about drugs? (E.g. cannabis, glue-sniffing, heroin.) - "No"

	Year 6		Total
	Male %	Female %	
Parents/carers	45% 129	45% 116	45%
Teachers, in school lessons	42% 122	38% 99	40%
School Nurse	87% 242	77% 198	82%
Visitors in school lessons (e.g. police)	22% 63	11% 29	17%
Friends	63% 174	70% 180	66%
Brothers or sisters	79% 216	82% 209	81%
Other close relatives	71% 196	78% 200	75%



33. Have any of the following talked with you about drugs? (E.g. cannabis, glue-sniffing, heroin.) - "Yes"

	Year 6		Total
	Male %	Female %	
Parents/carers	55% 157	55% 144	55%
Teachers, in school lessons	58% 166	62% 160	60%
School Nurse	13% 36	23% 58	18%
Visitors in school lessons (e.g. police)	78% 225	89% 232	83%
Friends	37% 103	30% 77	34%
Brothers or sisters	21% 57	18% 45	19%
Other close relatives	29% 80	22% 55	25%



34. Do you know anybody who uses drugs (not as medicines)?

	Year 6		Total %
	Male %	Female %	
No	74	72	73
Not sure	13	21	17
Fairly sure	5	3	4
Certain	8	4	6
Number of Answers	295	271	566



35. Have you ever been offered cannabis?

	Year 6		Total %
	Male %	Female %	
No	96	99	97
Yes	4	1	3
Number of Answers	293	270	563



36. Have you ever been offered other drugs?

	Year 6		Total %
	Male %	Female %	
No	89	94	91
Not sure	6	4	5
Yes	5	2	4
Number of Answers	297	271	568



37. Have any of the following talked with you about how your body changes as you grow up? - "No"

	Year 6		Total
	Male %	Female %	
Parents	25% 70	14% 36	19%
Teachers, in school lessons	37% 103	36% 92	36%
School Nurse	74% 204	61% 158	68%
Visitors in school lessons	21% 61	16% 43	19%
Friends	64% 177	48% 124	56%
Brothers or sisters	78% 215	74% 192	77%
Other close relatives	72% 197	66% 169	69%



37. Have any of the following talked with you about how your body changes as you grow up? - "Yes"

	Year 6		Total
	Male %	Female %	
Parents	75% 214	86% 226	81%
Teachers, in school lessons	63% 179	64% 167	64%
School Nurse	26% 70	39% 102	32%
Visitors in school lessons	79% 227	84% 223	81%
Friends	36% 100	52% 136	44%
Brothers or sisters	22% 59	26% 66	23%
Other close relatives	28% 78	34% 87	31%



38. Do you feel that you know enough about how your body changes as you get older?

	Year 6		Total %		Total
	Male %	Female %			
Yes	74	73			74
No	6	5			5
Not Sure	20	22			21
Number of Answers	293	271			564



39. Do you try any of the following ways to avoid sunburn? - "Never"

	Year 6		Total		Total
	Male %	Female %			
Wear a hat	11% 33	9% 24			10%
Wear long sleeves	46% 132	43% 110			44%
Put on sun cream	7% 22	2% 6			5%
Stay in the shade	18% 52	16% 41			17%



39. Do you try any of the following ways to avoid sunburn? - "Sometimes"

	Year 6		Total		Total
	Male %	Female %			
Wear a hat	35% 102	34% 90			35%
Wear long sleeves	38% 109	46% 119			42%
Put on sun cream	23% 67	12% 33			18%
Stay in the shade	53% 153	48% 126			51%



39. Do you try any of the following ways to avoid sunburn? - "Usually"

	Year 6		Total		Total
	Male %	Female %			
Wear a hat	36% 103	36% 95			36%
Wear long sleeves	13% 36	9% 22			11%
Put on sun cream	29% 86	29% 79			29%
Stay in the shade	19% 55	28% 74			24%



39. Do you try any of the following ways to avoid sunburn? - "Always"

	Year 6		Total		Total
	Male %	Female %			
Wear a hat	18% 52	21% 55			19%
Wear long sleeves	3% 10	2% 6			3%
Put on sun cream	40% 119	56% 150			48%
Stay in the shade	9% 27	8% 20			9%



40. How often do you worry about the following? - "Never"

	Year 6				Total
	Male %	Female %	Male %	Female %	
School-work/homework	30%	88	25%	66	27%
11+ Tests	38%	112	24%	64	31%
Moving on to secondary school	23%	68	10%	27	17%
The way you look	42%	121	18%	47	30%
Being bullied	62%	182	46%	124	55%
Your health	34%	100	20%	53	27%
Money problems	57%	168	54%	144	56%
Family	23%	67	17%	46	20%
Falling out with friends	39%	115	19%	51	30%
Growing up	47%	138	23%	61	36%
Keeping safe at home	51%	150	35%	92	44%
Keeping safe outside	42%	122	23%	62	33%
The environment	33%	95	22%	57	27%
War and terrorists	36%	104	25%	65	30%
Crime	37%	108	23%	60	30%



40. How often do you worry about the following? - "Sometimes"

	Year 6				Total
	Male %	Female %	Male %	Female %	
School-work/homework	45%	131	45%	121	45%
11+ Tests	32%	92	29%	78	30%
Moving on to secondary school	38%	111	36%	98	37%
The way you look	37%	107	33%	87	35%
Being bullied	25%	73	27%	73	26%
Your health	37%	108	41%	110	39%
Money problems	26%	77	26%	68	26%
Family	40%	117	33%	87	36%
Falling out with friends	41%	121	42%	114	42%
Growing up	36%	105	45%	119	40%
Keeping safe at home	32%	92	35%	92	33%
Keeping safe outside	38%	111	43%	114	40%
The environment	36%	105	45%	118	40%
War and terrorists	36%	106	32%	85	34%
Crime	38%	111	42%	111	40%



40. How often do you worry about the following? - "Quite often"

	Year 6				Total
	Male %	Female %	Male %	Female %	
School-work/homework	15%	45	18%	47	16%
11+ Tests	17%	49	24%	64	20%
Moving on to secondary school	19%	55	20%	54	19%
The way you look	9%	26	22%	58	15%
Being bullied	9%	25	15%	39	11%
Your health	13%	39	19%	51	16%
Money problems	5%	16	13%	34	9%
Family	14%	41	17%	45	15%
Falling out with friends	9%	27	24%	64	16%
Growing up	8%	22	17%	46	12%
Keeping safe at home	7%	21	15%	40	11%
Keeping safe outside	10%	29	16%	43	13%
The environment	19%	55	19%	49	19%
War and terrorists	14%	40	25%	65	19%
Crime	12%	35	22%	59	17%



40. How often do you worry about the following? - "Very often"

	Year 6				Total
	Male %	Female %	Male %	Female %	
School-work/homework	10%	29	13%	34	11%
11+ Tests	13%	39	24%	64	18%
Moving on to secondary school	20%	60	34%	91	27%
The way you look	13%	37	28%	75	20%
Being bullied	4%	13	12%	32	8%
Your health	15%	45	20%	52	17%
Money problems	11%	32	7%	19	9%
Family	23%	68	33%	88	28%
Falling out with friends	10%	29	15%	40	12%
Growing up	9%	27	15%	41	12%
Keeping safe at home	10%	29	15%	40	12%
Keeping safe outside	10%	30	17%	46	14%
The environment	13%	37	15%	40	14%
War and terrorists	14%	42	19%	49	16%
Crime	13%	37	13%	35	13%



41. In the past 12 months, have you spoken to a police officer in Guernsey?

	Year 6		Total %
	Male %	Female %	
Yes	75	74	74
No	25	26	26
Number of Answers	284	268	552

N.B. The following question (**Why was this?**) was only answered by those people who, when asked **41. In the past 12 months, have you spoken to a police officer in Guernsey?** answered **"Yes"**



Why was this?

	Year 6		Total
	Male %	Female %	
They were telling you to move on	7% 15	5% 10	6%
You were in trouble/had done something wrong/were arrested or cautioned	5% 12	1% 3	4%
You were looking for help	5% 12	4% 9	5%
You were telling them about a crime	9% 19	5% 11	7%
They were giving a talk in school	70% 153	76% 155	73%
They were in contact through a youth club	2% 5	0% 1	1%
Other (please write below)	16% 34	15% 30	15%
Number of Answers	219	203	422



42. When a friend wants me to do something I don't want to do...

	Year 6		Total %
	Male %	Female %	
I can usually or always say no	62	46	55
I can sometimes say no	22	35	28
I can rarely say no	12	12	12
I can never say no	3	7	5
Number of Answers	294	271	565



43. Do you ever feel afraid of going to school because of bullying?

	Year 6		Total %
	Male %	Female %	
Never	77	65	71
Sometimes	19	27	23
Often	2	5	3
Very often	2	3	3
Number of Answers	294	269	563



44. Have you been bullied at or near school in the last 12 months?

	Year 6		Total %
	Male %	Female %	
Yes	27	29	28
No	64	58	61
Don't know	9	13	11
Number of Answers	293	271	564



45. Do you think your school takes bullying seriously?

	Year 6		Total %
	Male %	Female %	
Yes	73	71	72
No	17	15	16
Don't know	10	14	12
Number of Answers	293	271	564



46. Do you think others may fear going to school because of you?

	Year 6		Total %
	Male %	Female %	
No	78	80	79
Don't know	19	18	18
Yes	4	1	3
Number of Answers	294	270	564



47. Have any of the following happened to you in the last month? - "Yes"

	Year 6				Total
	Male %	Female %	Male %	Female %	
Being teased/made fun of	38%	40%	108	107	39%
Called nasty names	38%	43%	109	115	40%
Pushed/hit for no reason	38%	36%	108	96	37%
Had belongings taken/broken	17%	14%	47	37	15%
Been threatened for no reason	14%	12%	40	32	13%
Been asked for money	15%	12%	44	31	14%
Been ganged up on	13%	13%	38	35	13%
Received nasty/threatening text messages	3%	7%	10	19	5%
Received nasty/threatening e-mails	3%	4%	9	10	3%
Other	5%	7%	13	15	6%

N.B. The following question (48) was only answered by those people who, when asked

47. Have any of the following happened to you in the last month?

- **Called nasty names**
answered "Yes"
- or - **Other**
answered "Yes"
- or - **Received nasty/threatening e-mails**
answered "Yes"
- or - **Been threatened for no reason**
answered "Yes"
- or - **Had belongings taken/broken**
answered "Yes"
- or - **Been asked for money**
answered "Yes"
- or - **Been ganged up on**
answered "Yes"
- or - **Received nasty/threatening text messages**
answered "Yes"
- or - **Pushed/hit for no reason**
answered "Yes"
- or - **Being teased/made fun of**
answered "Yes"









48. Where did these examples of bullying happen? - "Yes"

	Year 6				Total
	Male %	Female %	Male %	Female %	
At or near home	22%	25%	37	43	23%
On the way to or from school	8%	11%	14	18	9%
During lesson time	10%	19%	16	32	14%
In a classroom (playtime/lunchtime)	25%	27%	41	47	26%
In the toilets	7%	13%	12	22	10%
In the corridors	10%	11%	16	19	11%
Outside at school (playtime/lunchtime)	52%	49%	90	83	51%
Somewhere else	14%	19%	23	31	17%



49. Do you think you are being picked on or bullied for any of the following? - "Yes"

	Year 6		Total
	Male %	Female %	
Your size or weight	15% 42	18% 47	 16%
The way you look	15% 44	26% 68	 20%
The clothes you wear	4% 11	8% 22	 6%
Your race, colour or religion	5% 14	4% 11	 5%
A disability	3% 9	4% 10	 4%
Other (please write below)	10% 25	10% 23	 10%



50. Have you ever used MSN or an Internet chat room?

	Year 6		Total %
	Male %	Female %	
No	48	31	40
Yes	52	69	60
Number of Answers	294	270	564



51. If Yes, have you ever received a message that scared you or made you upset?

	Year 6		Total %
	Male %	Female %	
No	93	84	89
Yes	7	16	11
Number of Answers	278	265	543



52. Have you ever been approached by an adult who scared you or made you feel worried or upset?

	Year 6		Total %
	Male %	Female %	
Yes	22	22	22
No	67	62	65
Don't know	11	17	14
Number of Answers	291	268	559

N.B. The following question (53) was only answered by those people who, when asked 52. Have you ever been approached by an adult who scared you or made you feel worried or upset? answered "Yes" or "Don't know"



53. If so, a) did you know this person

	Year 6		Total %
	Male %	Female %	
Yes	26	30	28
No	74	70	72
Number of Answers	95	105	200

N.B. The following question (b) what did you do?) was only answered by those people who, when asked 52. Have you ever been approached by an adult who scared you or made you feel worried or upset? answered "Yes" or "Don't know"



b) what did you do? - "Yes"

	Year 6				Total
	Male %	Female %	Male %	Female %	
Shouted	10%	8	10%	9	10%
Ran or walked away	57%	50	52%	47	55%
Told an adult straightaway	14%	12	24%	22	20%
Told an adult afterwards	27%	22	21%	19	24%
Told the police	7%	6	7%	6	7%
Kept it to myself	36%	31	37%	34	37%
Other	9%	7	12%	10	11%



54. After school in the last week did you spend any time... - "Yes"

	Year 6		Total
	Male %	Female %	
Watching TV, videos or DVDs?	91% 260	86% 225	88%
Doing homework?	69% 198	78% 209	73%
Playing any computer games? (E.g. Playstation, Gameboy, TV etc)	81% 235	68% 179	75%
Playing with your friends?	86% 251	83% 221	85%
Using the computer for school work?	34% 98	43% 114	38%
Reading a book for pleasure?	55% 158	59% 157	57%
Going to a club?	64% 183	64% 172	64%
Listening to CDs, tapes etc?	69% 200	70% 187	70%
Looking after someone at home (babysitting, minding grandparent)?	12% 35	21% 55	16%
At your music lesson or practice?	24% 69	32% 85	28%
Extra lessons or tutoring?	7% 20	6% 16	7%
Playing sport?	87% 251	81% 215	84%
Phone calls or text messaging?	52% 149	69% 184	60%
Using MSN Messenger or similar?	37% 107	54% 145	45%
Doing something else? (please write below)	16% 44	19% 47	18%



54. After school in the last week did you spend any time... - "No"

	Year 6		Total
	Male %	Female %	
Watching TV, videos or DVDs?	9% 27	14% 38	12%
Doing homework?	31% 89	22% 58	27%
Playing any computer games? (E.g. Playstation, Gameboy, TV etc)	19% 54	32% 86	25%
Playing with your friends?	14% 40	17% 46	15%
Using the computer for school work?	66% 192	57% 150	62%
Reading a book for pleasure?	45% 129	41% 109	43%
Going to a club?	36% 104	36% 95	36%
Listening to CDs, tapes etc?	31% 88	30% 79	30%
Looking after someone at home (babysitting, minding grandparent)?	88% 251	79% 210	84%
At your music lesson or practice?	76% 217	68% 182	72%
Extra lessons or tutoring?	93% 264	94% 246	93%
Playing sport?	13% 39	19% 52	16%
Phone calls or text messaging?	48% 138	31% 81	40%
Using MSN Messenger or similar?	63% 180	46% 122	55%
Doing something else? (please write below)	84% 228	81% 198	82%



55. How many lessons do you enjoy at school? Online

	Year 6		Total %
	Male %	Female %	
All of them	5	4	4
Most of them	39	48	43
About half of them	26	28	27
Less than half of them	11	12	12
Hardly any of them	19	9	14
Number of Answers	289	269	558



58. Please think about each of the following statements... - "Yes"

	Year 6		Total		
	Male %	Female %			
The school cares whether I am happy or not	59% 172	65% 175			62%
My work is marked so I can see how to improve it	85% 247	89% 238			87%
I set my own targets and I am helped to meet them	57% 164	57% 151			57%
My achievements in and out of school are recognised	57% 165	63% 168			60%
The school teaches me to deal with my feelings positively	54% 155	62% 164			58%
The school helps me work as part of a team	69% 198	73% 194			71%
In this school people with different backgrounds are valued	57% 164	62% 163			59%
The school encourages everyone to take part in decisions, e.g. class discussions or school council	77% 220	85% 226			81%
The school encourages me to contribute to community events	60% 173	59% 156			60%
The school prepares me for when I leave this school	77% 223	79% 212			78%
My classmates are generally kind and helpful	81% 232	87% 230			84%
Visitors to my class make lessons more interesting (e.g. police, GASP)	79% 225	84% 223			81%



58. Please think about each of the following statements... - "No"

	Year 6		Total		
	Male %	Female %			
The school cares whether I am happy or not	14% 42	9% 23			12%
My work is marked so I can see how to improve it	8% 22	4% 11			6%
I set my own targets and I am helped to meet them	28% 80	24% 63			26%
My achievements in and out of school are recognised	24% 70	15% 39			20%
The school teaches me to deal with my feelings positively	28% 81	13% 34			21%
The school helps me work as part of a team	15% 44	10% 27			13%
In this school people with different backgrounds are valued	23% 67	11% 28			17%
The school encourages everyone to take part in decisions, e.g. class discussions or school council	15% 43	7% 19			11%
The school encourages me to contribute to community events	22% 64	15% 41			19%
The school prepares me for when I leave this school	12% 35	7% 19			10%
My classmates are generally kind and helpful	9% 26	6% 16			8%
Visitors to my class make lessons more interesting (e.g. police, GASP)	10% 28	7% 18			8%



58. Please think about each of the following statements... - "Not sure"

	Year 6		Total
	Male %	Female %	
The school cares whether I am happy or not	26% 76	26% 70	26%
My work is marked so I can see how to improve it	7% 20	7% 19	7%
I set my own targets and I am helped to meet them	15% 44	19% 51	17%
My achievements in and out of school are recognised	18% 53	22% 58	20%
The school teaches me to deal with my feelings positively	18% 51	25% 67	21%
The school helps me work as part of a team	15% 44	16% 43	16%
In this school people with different backgrounds are valued	20% 56	28% 74	24%
The school encourages everyone to take part in decisions, e.g. class discussions or school council	8% 24	8% 20	8%
The school encourages me to contribute to community events	17% 50	26% 68	21%
The school prepares me for when I leave this school	10% 30	13% 36	12%
My classmates are generally kind and helpful	10% 28	7% 19	9%
Visitors to my class make lessons more interesting (e.g. police, GASP)	12% 33	9% 24	10%



59. Do you feel that your views and opinions are listened to in your school?

	Year 6		Total %
	Male %	Female %	
Yes	49	55	52
No	22	13	18
Don't know	29	32	30
Number of Answers	283	263	546

N.B. The following question (**If you answered yes, in what ways do you think they are listened to? Online**) was only answered by those people who, when asked **59. Do you feel that your views and opinions are listened to in your school?** answered "Yes"



If you answered yes, in what ways do you think they are listened to? Online - "Yes"

	Year 6				Total
	Male %	Female %	Male %	Female %	
School / class council	77%	106	90%	130	84%
Suggestion box	38%	52	45%	64	42%
Circle time	85%	117	93%	132	89%
Talking to teachers	76%	103	80%	114	78%
Talking to other adults in school	59%	80	51%	72	55%
Talking to trained pupils (e.g. playground pals/buddies)	49%	65	55%	78	52%
Other (please write)	6%	8	5%	6	5%



If you answered yes, in what ways do you think they are listened to? Online - "No"

	Year 6				Total
	Male %	Female %	Male %	Female %	
School / class council	23%	31	10%	14	16%
Suggestion box	62%	84	55%	79	58%
Circle time	15%	20	7%	10	11%
Talking to teachers	24%	32	20%	29	22%
Talking to other adults in school	41%	56	49%	70	45%
Talking to trained pupils (e.g. playground pals/buddies)	51%	67	45%	64	48%
Other (please write)	94%	120	95%	122	95%



60. These questions are about feelings... - "Yes"

	Year 6		Total
	Male %	Female %	
Do you feel happy talking to other children at school?	88% 256	91% 243	89%
When you have to say something in front of teachers, do you usually feel uneasy?	38% 109	40% 106	39%
Are there lots of things about yourself you would like to change?	34% 99	42% 110	38%
Do other pupils in the school often fall out with you?	25% 72	32% 85	28%
Do you often feel lonely at school?	17% 49	16% 41	16%
Do you think that other pupils in the school often say nasty things about you?	26% 76	30% 78	28%
When you want to tell a teacher something do you usually feel shy?	30% 85	47% 124	38%
Do you often have to find new friends because your old friends are with someone else?	20% 58	34% 92	27%
Do you usually feel foolish when you talk to your parents?	16% 47	22% 57	19%



60. These questions are about feelings... - "No"

	Year 6		Total
	Male %	Female %	
Do you feel happy talking to other children at school?	5% 16	4% 10	5%
When you have to say something in front of teachers, do you usually feel uneasy?	47% 136	44% 116	45%
Are there lots of things about yourself you would like to change?	51% 145	42% 111	47%
Do other pupils in the school often fall out with you?	65% 187	55% 145	60%
Do you often feel lonely at school?	73% 210	71% 188	72%
Do you think that other pupils in the school often say nasty things about you?	53% 153	43% 114	48%
When you want to tell a teacher something do you usually feel shy?	61% 175	40% 105	51%
Do you often have to find new friends because your old friends are with someone else?	72% 206	57% 151	64%
Do you usually feel foolish when you talk to your parents?	77% 220	69% 181	73%



60. These questions are about feelings... - "Don't know"

	Year 6		Total
	Male %	Female %	
Do you feel happy talking to other children at school?	7% 19	6% 15	6%
When you have to say something in front of teachers, do you usually feel uneasy?	15% 43	17% 44	16%
Are there lots of things about yourself you would like to change?	15% 43	16% 41	15%
Do other pupils in the school often fall out with you?	10% 28	13% 34	11%
Do you often feel lonely at school?	10% 30	13% 35	12%
Do you think that other pupils in the school often say nasty things about you?	20% 58	27% 72	24%
When you want to tell a teacher something do you usually feel shy?	10% 28	13% 34	11%
Do you often have to find new friends because your old friends are with someone else?	8% 23	9% 24	8%
Do you usually feel foolish when you talk to your parents?	7% 20	10% 26	8%



61. How did you travel to school today? Was it by...

	Year 6				Total
	Male %	Female %	Male %	Female %	
Car / Van	54%	157	62%	166	57%
School bus	2%	6	5%	14	4%
Other bus	1%	4	0%	0	1%
Taxi	1%	2	1%	2	1%
Bicycle	18%	53	13%	34	15%
Walking	29%	86	23%	63	27%
Other (please describe below)	3%	10	1%	4	2%
Number of Answers		293		269	562



62. Do you usually get pocket money?

	Year 6		Total %
	Male %	Female %	
No, I don't usually get any	24	22	23
Yes, I get money each day	3	2	3
Yes, I get money every week	41	42	42
Yes, I get money once a month	15	9	12
No, I get money as I need it	8	12	10
Other (Please write in the box below)	9	12	11
Number of Answers	287	266	553



63. How much pocket money do you usually get? £

	Year 6		Total %
	Male %	Female %	
No answer	27	19	46
Answer given	264	249	513
Total Responses	291	268	559
Mean (p)	6.04	6.66	6.34

*** These answers are not counted towards the sample size when calculating percentages for other responses. For example percentages for the question "Do you know your weight in kg?" are calculated using the total responses giving a weight. For "Don't know" responses, the percentage is calculated using the total of all starting the questionnaire.